
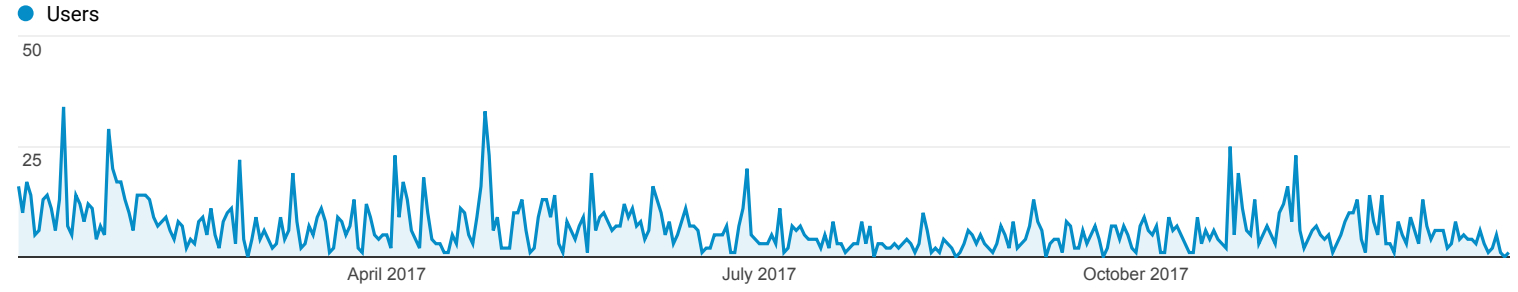


Audience Overview

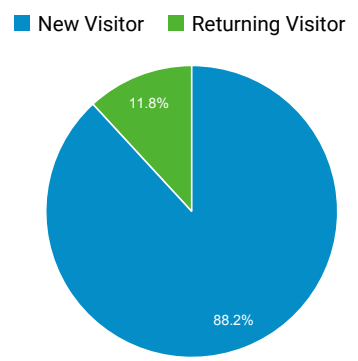
1 Jan 2017 - 31 Dec 2017



Overview



<p>Users</p> <p><b>1,823</b></p>	<p>New Users</p> <p><b>1,794</b></p>	<p>Sessions</p> <p><b>2,662</b></p>
<p>Number of Sessions per User</p> <p><b>1.46</b></p>	<p>Page Views</p> <p><b>9,240</b></p>	<p>Pages/Session</p> <p><b>3.47</b></p>
<p>Avg. Session Duration</p> <p><b>00:04:04</b></p>	<p>Bounce Rate</p> <p><b>59.58%</b></p>	



Country	Users	% Users
1. Italy	345	18.67%
2. United States	242	13.10%
3. Spain	220	11.90%
4. Russia	204	11.04%
5. Germany	162	8.77%
6. United Kingdom	74	4.00%
7. India	64	3.46%
8. Brazil	49	2.65%
9. South Korea	46	2.49%
10. France	45	2.44%