
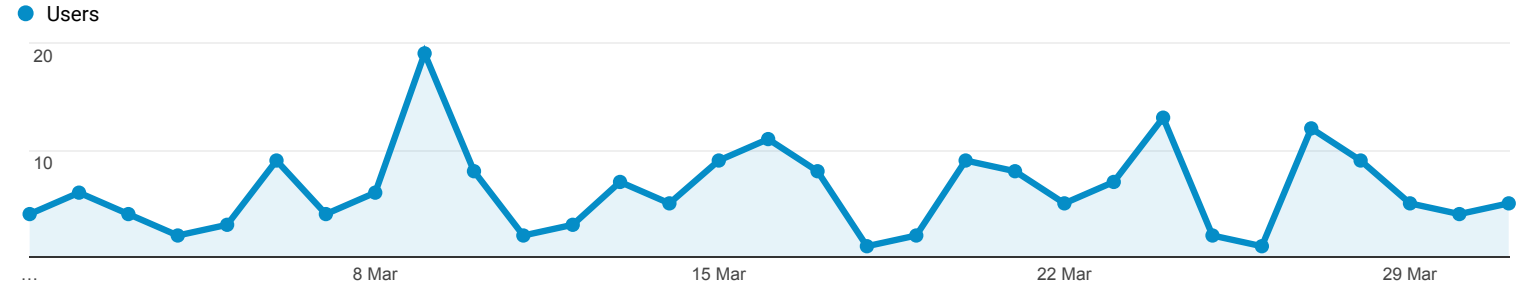










Audience Overview

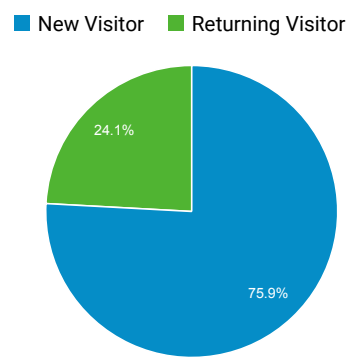
 All Users
100.00% Users

1 Mar 2017 - 31 Mar 2017

Overview



<p>Users</p> <p>133</p> 	<p>New Users</p> <p>110</p> 	<p>Sessions</p> <p>243</p> 
<p>Number of Sessions per User</p> <p>1.83</p> 	<p>Page Views</p> <p>1,146</p> 	<p>Pages/Session</p> <p>4.72</p> 
<p>Avg. Session Duration</p> <p>00:05:31</p> 	<p>Bounce Rate</p> <p>44.03%</p> 	



Country	Users	% Users
1. Italy	27	20.30%
2. Spain	26	19.55%
3. Germany	23	17.29%
4. Slovenia	10	7.52%
5. United Kingdom	7	5.26%
6. France	5	3.76%
7. United States	5	3.76%
8. India	4	3.01%
9. Brazil	3	2.26%
10. Netherlands	3	2.26%