
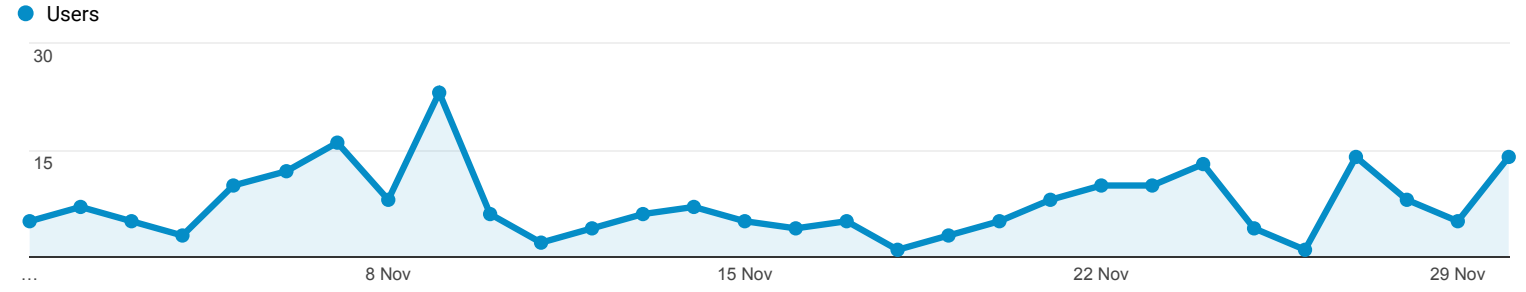










Audience Overview

 All Users
100.00% Users

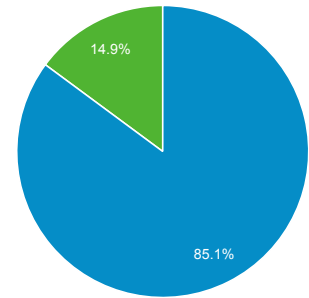
1 Nov 2017 - 30 Nov 2017

Overview



<p>Users</p> <p>184</p> 	<p>New Users</p> <p>166</p> 	<p>Sessions</p> <p>249</p> 
<p>Number of Sessions per User</p> <p>1.35</p> 	<p>Page Views</p> <p>805</p> 	<p>Pages/Session</p> <p>3.23</p> 
<p>Avg. Session Duration</p> <p>00:04:14</p> 	<p>Bounce Rate</p> <p>61.45%</p> 	

■ New Visitor ■ Returning Visitor



Country	Users	% Users
1. United States	44	23.78%
2. Italy	40	21.62%
3. Spain	23	12.43%
4. Germany	15	8.11%
5. India	7	3.78%
6. South Korea	7	3.78%
7. United Kingdom	6	3.24%
8. France	4	2.16%
9. Japan	4	2.16%
10. Austria	3	1.62%